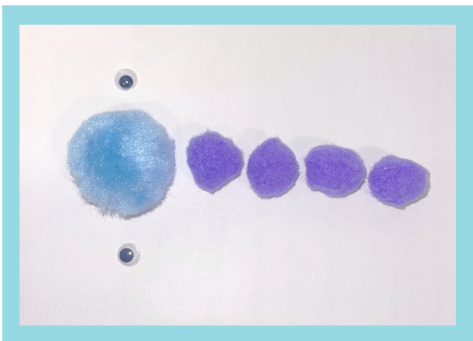


VOLUNTEER PROJECT

BOOKWORM BUDDIES


In order to become strong readers, kids need to read out loud and often. Our easy to make Bookworm Buddies were designed to encourage young readers to do just that. When students place their Bookworm Buddy on their shoulder they'll always have a friend to read to.




1) Select 1 large pom-pom for the head, 4 medium pom-poms for the body, and any smaller pom-poms you'd like to use to make your buddy more unique. And don't forget to grab two google eyes!




2) Grab some glue (we suggest E6000 Industrial Strength Adhesive) and start putting the body together. You won't need much glue between the pom-poms, but make sure they are secure and dry before moving on.



3) Once the body is glued together and dry, glue the bigger pom-pom onto the body. Be sure you allow time for the head to dry before starting the next step.



4) Now add the two google eyes and any other decorative items with your glue.



Oops! Make sure that any extra glue doesn't spill on your buddy. If it does, wait until the glue is dry and then remove it.



5) Once your buddy is completely dry, confirm the pom poms are secure, if not add a touch more glue. That's it!

Finished buddies can be dropped off at any of our book drop-off locations or mailed to:
Promising Pages 4020 Yancey Rd. Charlotte, NC 28217